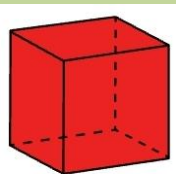


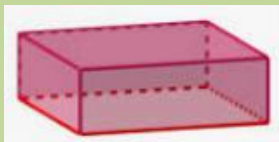
**CE2-G10 : reconnaître et décrire un solide**

**Aide-memo**

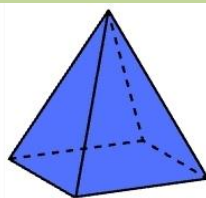
**Les solides et leurs patrons**



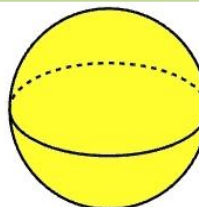
Le cube



Le pavé



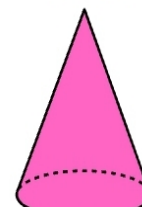
La pyramide à base carrée



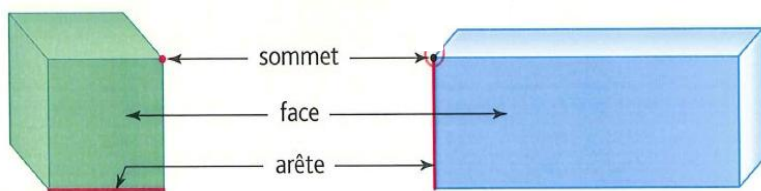
La sphère (ou la boule)




Le cylindre



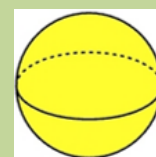
Le cône



Un cube a 6 faces carrées.

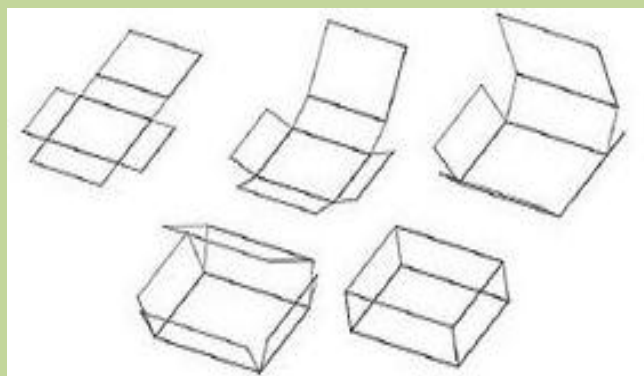


Un pavé droit a 6 faces rectangulaires.

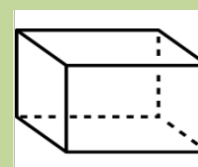


Une boule n'a pas d'arête, ni de face ni de sommet.

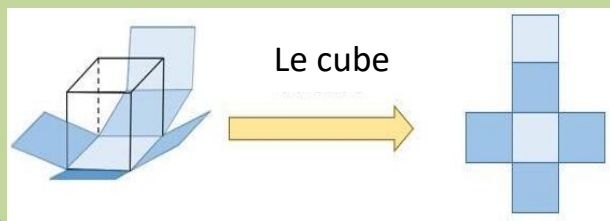
**Si on coupe et plie un patron, on obtient un solide.**



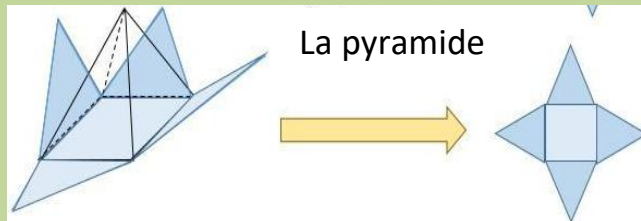
Le pavé droit



**Si on déplie un solide, on obtient un patron.**



Le cube



La pyramide